



Online Risk Management Course Catalog

REVISED 9/20/2023

What Medical Professionals Can Learn

Medical Interactive has noted a 30% increase in clinician risk and patient safety knowledge as the direct result of completing an MI course. Our library features risk management continuing education in the following areas:

 Annual Staff Compliance Training


 Medication Therapy

 Controlled Substances

 Perinatal

 DEA/MATE Act

 Practice Management

 Diagnostic Error

 Professional Interaction

 Documentation

 Provider Burnout

 EFM

 Quality Improvement

 Long-Term Care

 Risk & Claims


































 Medical, Legal & Ethics

Medical Interactive maintains accreditations to provide the highest caliber of education:

- 95% of CME with MOC Part II Credit
- CME Accredited with Commendation by ACCME
- CNE Accredited with Distinction by ANCC
- AAPA and AANP Credits

CME: All Courses

LEGEND:  Interactive  MOC  Multimedia
 Learner Path  Monograph  Video

LEARNING PATH TITLE			FORMAT
Burnout Learning Path			
Diagnostic Error Learning Path			
EFM Advanced Learner Path			
EFM Fundamentals in Practice Learning Path			
EFM Maintenance Learner Path			
Hypertension in Pregnancy Learning Path - Provider			
Postpartum Hemorrhage Learning Path - Provider			
Shoulder Dystocia Learner Path			
COURSE TITLE	CREDIT	MOC APPROVED	FORMAT
Abnormal Uterine Bleeding	CME 1		
Abuse and Neglect: Recognition and Response	CME 0.5		
Acute Chest Pain: Evaluating Patients and Stratifying Risks	CME 1		
Adult ADHD for Primary Care	CME 1		
After an Adverse Event: Healing the Healer	CME 1		
Anesthesia Complicating Factors: Opioids, Obesity, and OSA	CME 1		
Anesthesia Handoff Communications	CME 1		
Annual Compliance Training - Clinical	CME 1.5		
Antibiotic Stewardship Strategies for Adult Outpatient Care	CME 1		
Antibiotic Stewardship Strategies for Pediatric Outpatient Care	CME 1		
Anticoagulation in Atrial Fibrillation: Part 1	CME 0.75		
Anticoagulation in Atrial Fibrillation: Part 2	CME 0.75		
Aortic Disease I: Diagnosing Aneurysm	CME 1		
Aortic Disease II: Diagnosing Dissection	CME 1		
APRNs and the Collaborative Practice Agreement: What Physicians Need to Know	CME 1		
Beyond Informed Consent	CME 1.5		
Beyond Informed Consent (LA version)	CME 1		
Burnout in Health Care: Swimming in Turbulent Water	CME 1		
Burnout: System Responsibilities, Individual Safeguards	CME 1		
C. Difficile Infection: An Update	CME 1		
Cancer Care: What's Fixable Now	CME 1		
Cardiology Risk and Claims	CME 1		
Cardiothoracic Surgery Risk and Claims	CME 1		

COURSE TITLE	CREDIT	MOC APPROVED	FORMAT
Case Report: The Ethics of Surgical Informed Consent: How Far Does The Obligation Extend?	CME 1	✓	
Cataract Surgery Risk Management Issues	CME 1	✓	
CAUTI Prevention: Physician Focus	CME 0.5	✓	
Central Line-Associated Bloodstream Infection (CLABSI) Prevention	CME 0.5		
Chronic Kidney Disease in Primary Care: Overcoming the Barriers to Early Detection and Intervention	CME 1	✓	
Clinical Practice Guidelines and the Standard of Care	CME 1	✓	
Colorectal Cancer Screening: Guidelines and Options	CME 1	✓	
Controlled Substances Series: Arkansas License Renewal	CME 1.25	✓	
Controlled Substances Series: Arkansas Licensed Within Last 2 Years	CME 3	✓	
Controlled Substances Series: Best Practices for Prescribing	CME 1.25	✓	
Controlled Substances Series: Drug Diversion Prevention	CME 0.75	✓	
Controlled Substances Series: Fundamentals of Addiction and Addiction Treatment	CME 1.25	✓	
Controlled Substances Series: Mississippi License Renewals	CME 5	✓	
CT Incidental Findings: What Do You Do With Them?	CME 1	✓	
Cultural Competence	CME 0.75	✓	
Deaf and Hard of Hearing Patients: Providers' Obligations	CME 1	✓	
Delirium and the Elderly Hospitalized Patient	CME 1	✓	
Depression Treatment in Primary Care: Patient Safety and Risk Management Issues	CME 1	✓	
Devastating Events: Moving From Trauma to Tranquility (PSA)	CME 1	✓	
Diagnostic Error Part I: The Basics	CME 1	✓	
Diagnostic Error Part II: How Doctors Think	CME 1	✓	
Diagnostic Error Part III: System Related Factors	CME 1	✓	
Diagnostic Error Part IV: Learning From Root Cause Analysis	CME 1	✓	
Diagnostic Error Part V: It Takes a Team	CME 1	✓	
Diagnostic Error Part VI: Diagnosis and Health Information Technology	CME 1	✓	
Differential Diagnosis Generators: Can They Reduce Diagnostic Error?	CME 1	✓	
Disclosure of Adverse Events: Part 1	CME 0.75		
Disclosure of Adverse Events: Part 2	CME 0.5		
Dismissing a Patient	CME 1.50	✓	
Documentation: Strengthening the Patient Story, Part 1—Correct Records	CME 0.5		
Documentation: Strengthening the Patient Story, Part 2—Clear Records	CME 0.25		
Documentation: Strengthening the Patient Story, Part 3— Contemporaneous Records	CME 0.25		
Documentation: Strengthening the Patient Story, Part 4— Civil Records	CME 0.25		
Documentation: Strengthening the Patient Story, Part 5— Complete Records	CME 0.5		

COURSE TITLE	CREDIT	MOC APPROVED	FORMAT
ED APPs and Physicians, Part 1: Demographics and Diagnosis	CME 0.5		
ED APPs and Physicians, Part 2: Communication and Collaboration	CME 0.5		
ED Collaborative Care: NPs and Physicians (LA)	CME 0.5		
ED Handoff Communications	CME 1		
EFM Advanced #01: Terms and Guidelines Part 1	CME 0.5		
EFM Advanced #02: Terms and Guidelines Part 2	CME 0.5		
EFM Advanced #03: Physiology & Pathophysiology Part 1	CME 0.5		
EFM Advanced #04: Physiology & Pathophysiology Part 2	CME 0.25		
EFM Advanced #05: Interventions & Management Part 1	CME 0.25		
EFM Advanced #06: Interventions & Management Part 2	CME 0.25		
EFM Advanced #07: Interventions & Management Part 3	CME 0.25		
EFM Advanced #08: Interventions & Management Part 4	CME 0.25		
EFM Case Study #01: OP Malpresentation	CME 1.5		
EFM Case Study #02: EFM Triage, Part 1	CME 0.75		
EFM Case Study #02: EFM Triage, Part 2	CME 0.75		
EFM Case Study #03: Standard Terms & Guidelines	CME 1		
EFM Case Study #04: Neonatal Encephalopathy	CME 1		
EFM Case Study #05: pH Implications	CME 0.5		
EFM Case Study #06: Oxygen Therapy Update	CME 0.5		
EFM Case Study #07: Levels of Care & Transport	CME 1		
EFM Case Study #08: Preterm Labor Part 1	CME 0.5		
EFM Case Study #08: Preterm Labor Part 2	CME 0.75		
EFM Case Study #09: Part 1 - Verbal Communication	CME 0.5		
EFM Case Study #09: Part 2 - Verbal Communication	CME 0.5		
EFM Case Study #10: FHR Category II, Part 1: The Science	CME 0.5		
EFM Case Study #10: FHR Category II, Part 2: Critical Thinking	CME 0.5		
EFM Case Study #10: FHR Category II, Part 3: Management	CME 0.25		
EFM Case Study #11, FHR Decelerations: Part 1-Critical Thinking Drills	CME 0.5		
EFM Case Study #11, FHR Decelerations: Part 2-Physiology & Science	CME 0.5		
EFM Case Study #11, FHR Decelerations: Part 3-Severity Scales	CME 0.5		
EFM Case Study #12: Chain-of-Authority, Part 1	CME 0.75		
EFM Case Study #12: Chain-of-Authority, Part 2	CME 0.5		
EFM Case Study #13: Diagnostic Error	CME 1		
EFM Case Study #14: Golden Hour P1	CME 0.5		
EFM Case Study #14: Golden Hour P2	CME 0.5		









COURSE TITLE	CREDIT	MOC APPROVED	FORMAT
EFM Case Study #15: Critical Event Notification	CME 1.25	✓	📄
EFM Case Study #16: Equipment Interpretation Failure	CME 1.25	✓	📄
EFM Case Study #17: Oxytocin-Myths & Truths	CME 1.25	✓	📄
EFM Case Study #18: Hypertensive Crisis & Stroke	CME 0.75	✓	📄
EFM Case Study #19: Substance and Opioid Use Disorders in Pregnancy	CME 2	✓	📄
EFM Case Study #20: Postpartum Opioid Use Disorder and Neonatal Abstinence Syndrome	CME 2	✓	📄
EFM Case Study #21: Failure to Monitor	CME 0.5	✓	📄
EFM Case Study #22: Intermittent Auscultation Risks	CME 0.5	✓	📄
EFM Fundamentals in Practice-01: UC Data Part 1	CME 0.5	✓	📄
EFM Fundamentals in Practice-02: UC Data, Part 2	CME 0.5	✓	📄
EFM Fundamentals in Practice-03: FHR Data, Part 1	CME 0.5	✓	📄
EFM Fundamentals in Practice-04: FHR Data Part 2	CME 0.25	✓	📄
EFM Fundamentals in Practice-05: Maternal Fetal Oxygenation	CME 0.25	✓	📄
EFM Fundamentals in Practice-06: 3 Tier FHR Interpretation System	CME 0.25	✓	📄
EFM Fundamentals in Practice-07: General Interventions	CME 0.25	✓	📄
EFM Fundamentals in Practice-08: Interventions to Reduce Uterine Activity	CME 0.25	✓	📄
EFM Fundamentals in Practice-09: Interventions to Promote Fetal Oxygenation	CME 0.25	✓	📄
EFM Fundamentals in Practice-10: Interventions Using Algorithms	CME 0.25	✓	📄
EFM Fundamentals in Practice-11: Communication and Documentation	CME 0.25	✓	📄
EFM Fundamentals in Practice-12: Risk Management and Patient Safety	CME 0.25	✓	📄
EFM Fundamentals in Practice-13: Case Study 1	CME 0.5	✓	📄
EFM Fundamentals in Practice-14: Case Study 2	CME 0.5	✓	📄
EFM Fundamentals in Practice-15: Case Study 3	CME 0.25	✓	📄
E-mail Between Provider and Patient	CME 0.25	✓	📄
Emergency Preparedness in Healthcare Organizations	CME 0.25	✓	📄
EMTALA: What Physicians Need to Know	CME 1	✓	📄
End of Life, Part 1: Fostering Discussions and Facilitating Preferences	CME 1		📄
End of Life, Part 2: Patient Perspective	CME 0.5		📄
Engaging Patients to Reduce Liability Risk: Part 1	CME 1		📄
Engaging Patients to Reduce Liability Risk: Part 2	CME 0.5		📄
Ergonomic Issues and OSHA	CME 0.5		📄
Escalation of Care: A Quality Improvement Initiative (previous title:A Surgical Improvement Initiative)	CME 1	✓	📄
Family Medicine Risk & Claims Part 1	CME 0.5		📄
Family Medicine Risk & Claims Part 2	CME 0.5		📄
Fire Safety in Healthcare Organizations	CME 0.5	✓	📄

COURSE TITLE	CREDIT	MOC APPROVED	FORMAT
Follow-up in Outpatient Care	CME 1	✓	🔗
Fraud Waste Abuse	CME 0.5	✓	🔗
Gastroenterology Endoscopic Claims: The Connection Between Complications and Consent	CME 1	✓	🔗
General Surgery Risk and Claims	CME 1	✓	🔗
Hacking Medical Devices: Modern Piracy	CME 1	✓	🔗
Hand Hygiene	CME 0.75	✓	🔗
Handoffs from OR to ICU	CME 0.5	✓	🔗
Hazard Communication in Healthcare	CME 0.5	✓	🔗
Hepatitis C Screening, Testing and Referral: What the PCP Needs to Know Now	CME 1	✓	🔗
Hip Fracture: Enhancing Patient Recovery	CME 1	✓	🔗
Hip Osteoarthritis Guidelines	CME 1	✓	🔗
HIPAA For Healthcare Employees	CME 0.5	✓	🔗
HIV Diagnosis and Treatment: What Should You Know?	CME 1.5	✓	🔗
HIV Testing Guidelines (Part 1 of 2)	CME 1	✓	🔗
HIV Testing Guidelines (Part 2 of 2)	CME 1	✓	🔗
Hospital Medicine Risk and Claims	CME 1	✓	🔗
Hospitalist Handoff Communications	CME 1	✓	📄
Hypertension in Pregnancy #01: Maternal Mortality & HTN	CME 0.25	✓	🔗
Hypertension in Pregnancy #02: Recognition	CME 0.5	✓	🔗
Hypertension in Pregnancy #03: Risk Implications	CME 0.25	✓	🔗
Hypertension in Pregnancy #04: Readiness	CME 0.5	✓	🔗
Hypertension in Pregnancy #05: BP Procedure	CME 0.5	✓	🔗
Hypertension in Pregnancy #06: Risk Assessment	CME 0.5	✓	🔗
Hypertension in Pregnancy #07: Prevention	CME 0.25	✓	🔗
Hypertension in Pregnancy #08: Response-Case Study 1	CME 0.25	✓	🔗
Hypertension in Pregnancy #09: Hypertensive Crisis	CME 0.5	✓	🔗
Hypertension in Pregnancy #10: Response-Case Study 2	CME 0.5	✓	🔗
Hypertension in Pregnancy #11: Response-Case Study 3 Eclampsia	CME 0.25	✓	🔗
Hypertension in Pregnancy #12: Magnesium Sulfate (MgSO4)	CME 0.25	✓	🔗
Hypertension in Pregnancy #13: Response-Case Study 4	CME 0.25	✓	🔗
Hypertension in Pregnancy #14: 4th Trimester	CME 0.25	✓	🔗
Hypertension in Pregnancy #15: Debriefing	CME 0.25	✓	🔗
Hypertension in Pregnancy #16: Quality Reporting	CME 0.25	✓	🔗
Hypertension in Pregnancy #17: Toolkit	CME 0.25	✓	📄
I'm Sorry: How Louisiana Law Protects Compassionate Expressions	CME 1	✓	🔗

COURSE TITLE	CREDIT	MOC APPROVED	FORMAT
I'm Sorry: The Benefits and Limitations of State Apology Laws	CME 1	✓	
Incidents, Claims and Notice of Claims: A What To Do Guide (LA)	CME 1	✓	
Innovative Surgery: Informed Consent and Ethics	CME 1	✓	
Intermittent Auscultation Safety	CME 0.75	✓	
Intimate Partner Violence/Domestic Violence: Strategies for Screening and Referral	CME 2	✓	
Ischemic Stroke Fundamentals	CME 1	✓	
Ischemic Stroke: Risk Issues for the Emergency Physician	CME 1	✓	
Jousting Mistake: Blaming Other Providers	CME 1	✓	
Louisiana Act 76, Controlled Substances: Prescribing, Diversion Prevention and Addiction Treatment	CME 3	✓	
Malpractice Claims: Discovery, Depositions & Defense (LA)	CME 1	✓	
Malpractice Litigation: Managing the Stress	CME 0.75	✓	
Malpractice Litigation: Preparing for Deposition	CME 0.5	✓	
Management of Bloodborne Pathogens	CME 0.5	✓	
Managing Physician Stress, Preventing Burnout	CME 1	✓	
Maternal and Newborn Levels of Care & Transport Implications	CME 0.75	✓	
Maternal, Fetal, Newborn Stabilization - Update	CME 1.5	✓	
Medical Error Prevention, Analysis, and Common Areas	CME 2	✓	
Medical Marijuana Issues in Louisiana: An Overview	CME 1	✓	
Medi-Spas: Managing Physician Risk	CME 1	✓	
Metabolic Surgery for Obese Patients with Type 2 Diabetes	CME 1		
MICA Physician Risk Advisor: 2nd Quarter 2022	CME 1		
MICA Physician Risk Advisor: 3rd Quarter 2022	CME 1		
Mobile Medical Communications and Medical Data Security	CME 1	✓	
Nephrology and Palliative Care: Discussing End-of-Life Issues	CME 1	✓	
Neurosurgery Risk and Claims, Part 1: Diagnostic and Procedural Errors	CME 0.75		
Neurosurgery Risk and Claims, Part 2: Surgical Management and Wrong Site	CME 0.75		
Nursing Home Patients: Risk Management in Long Term Care	CME 1	✓	
Obstructive Sleep Apnea: Reducing Perioperative Risk in all Specialties	CME 0.5	✓	
Operative Vaginal Delivery and Birth Trauma: A Case Study	CME 1	✓	
Ophthalmology Closed Claims Analysis: Good Surgery, Bad Outcome	CME 1	✓	
Ophthalmology Risk Retinal Tears	CME 1	✓	
Opioid Mortality: What Prescribers Can Do	CME 2	✓	
Opioid Use Disorder: Differing Perspectives	CME 1.5		
Optimizing Telehealth for the Medical Practice	CME 1	✓	
















































COURSE TITLE	CREDIT	MOC APPROVED	FORMAT
Pathologists and Social Media	CME 0.5	✓	🔗
Pathology Risk and Claims	CME 1	✓	🔗
Patient Satisfaction Ratings: Is There a Punchline for Physicians	CME 1	✓	🔗
Patients' Rights in Hospitals	CME 0.5	✓	🔗
Patients With Service Animals: Concerns and Risk Issues	CME 1	✓	🔗
Pediatric Appendicitis: Reducing the Uncertainty	CME 1	✓	🔗
Pediatric Asthma Part 1: Risks, Burden, Practice Gaps	CME 0.75	✓	🔗
Pediatric Asthma Part 2: Diagnosis and Management	CME 0.75	✓	🔗
Pediatric Asthma Part 3: Education for a Partnership in Care	CME 0.75	✓	🔗
Pediatric Risk and Claims	CME 1	✓	🔗
Pediatric Vaccine Refusal	CME 1	✓	🔗
Placental Abruption: A Team Approach Using the 4R's	CME 0.5		📺
Plastic Surgery: Risk and Claims I	CME 1	✓	🔗
Plastic Surgery: Risk and Claims II	CME 1	✓	🔗
Polypharmacy and the Elderly: Managing Multiple Medications in the Senior Population	CME 1	✓	🔗
Postpartum Hemorrhage #01: Maternal Mortality and PPH	CME 0.25	✓	🔗
Postpartum Hemorrhage #02: Physiology	CME 0.25	✓	🔗
Postpartum Hemorrhage #03: Risk Implications	CME 0.25	✓	🔗
Postpartum Hemorrhage #04: Case Study	CME 0.75	✓	🔗
Postpartum Hemorrhage #05: Readiness	CME 0.25	✓	🔗
Postpartum Hemorrhage #06: Risk Assessment	CME 0.25	✓	🔗
Postpartum Hemorrhage #07: Diagnosis	CME 0.5	✓	🔗
Postpartum Hemorrhage #08: Management-Part 1	CME 0.5	✓	🔗
Postpartum Hemorrhage #09: Management-Part 2	CME 0.25	✓	🔗
Postpartum Hemorrhage #10: Blood Therapy & MTP	CME 0.5	✓	🔗
Postpartum Hemorrhage #11: Surgical Intervention	CME 0.25	✓	🔗
Postpartum Hemorrhage #12: Debriefing	CME 0.25	✓	🔗
Postpartum Hemorrhage #13: Quality & Safety	CME 0.5	✓	🔗
Postpartum Hemorrhage #14: Toolkit	CME 0.25	✓	📄
Prescribing Controlled Substances	CME 2	✓	🔗
Preterm Birth-Part 1: Predicting Risk	CME 0.5		🔗
Preterm Birth-Part 2: Prevention	CME 0.5		🔗
Preterm Birth-Part 3: Treatment Options	CME 0.5		🔗
Prostate Cancer Diagnosis	CME 1.25	✓	🔗
Proton Pump Inhibitor Use in Healthy Infants	CME 1	✓	🔗

COURSE TITLE	CREDIT	MOC APPROVED	FORMAT
Psychiatry Risk and Claims	CME 1		
Psychotropic Medication Management in Primary Care	CME 1		
Radiologic Safety in Health Care	CME 0.75		
Radiology Diagnoses: The Effects of Cognitive and Systems Factors	CME 1		
Restraints and Seclusion	CME 1		
Risk Issues in Dermatology: Diagnosing Melanoma	CME 1		
Risk Issues in Pulmonology: Lung Cancer Screening	CME 1		
Second Stage Labor - Part 1: Risk Exposure Case Study	CME 0.5		
Second Stage Labor - Part 2: Management & Risk Mitigation	CME 0.5		
Sepsis: Early Recognition and Treatment	CME 0.75		
Sexual Harassment: Response and Prevention	CME 0.5		
Shoulder Dystocia Part 1: Risk Implications	CME 0.5		
Shoulder Dystocia Part 2: Risk Assessment	CME 0.5		
Shoulder Dystocia Part 3: Prevention	CME 0.5		
Shoulder Dystocia Part 4: External Maneuvers	CME 0.5		
Shoulder Dystocia Part 5: Internal Maneuvers	CME 0.5		
Shoulder Dystocia Part 6: Safety	CME 0.5		
Social Media Management: How To Respond To Negativity Aimed at You	CME 0.75		
Sports Concussion and Closed Head Injury: One Family's Diagnostic Journey	CME 1		
Standard and Transmission-Based Precautions	CME 1		
Statins: What to Recommend When Guidelines Conflict	CME 1		
Suicide Prevention in Hospitals	CME 0.5		
Surgeons and Burnout	CME 1		
Surgical Error Part 1 - Technical Skills	CME 0.5		
Surgical Error Part 2 - Professional Behavior	CME 0.5		
Surgical Error Part 3 - Cognitive Skills	CME 0.5		
Surgical Error Part 4 - Systems of Care	CME 0.5		
Surgical Error Part 5 - Case Study	CME 0.25		
Surgical Readmissions - What Surgeons Can and Can't Do About Them	CME 0.75		
Surgical Safety Checklists: Detecting Barriers, Maximizing Benefits	CME 1		
Surgical Site Infections: Building a Bundle for Prevention	CME 0.75		
The Diagnostic Pitfall of Premature Closure in Sore Throat	CME 0.5		
Understanding and Reducing Diagnostic Error	CME 0.75		
Uterine Dystocia & Augmentation of Labor: New Guidelines	CME 1		
Vasectomy: Risk Management Considerations	CME 1		

COURSE TITLE	CREDIT	MOC APPROVED	FORMAT
Venous Thromboembolism and Joint Replacement	CME 1	✓	
VIP Syndrome - A Moral Dilemma	CME 0.5	✓	
When Is a Patient Not a Patient? The Legal LA Physician-Patient Relationship	CME 1		
When Is a Patient Not a Patient? The Legal Physician-Patient Relationship (National)	CME 1	✓	
Who Heals The Healer? Improving Physician Health and Quality of Care	CME 1	✓	
Withholding Life-Sustaining Treatment, an Ethical Paradox?	CME 1	✓	
Workplace Violence in Ambulatory Care	CME 1	✓	
Workplace Violence in Hospitals	CME 0.75	✓	

CME: Perinatal Courses

LEGEND:  Interactive  MOC  Multimedia
 Learner Path  Monograph  Video























































LEARNING PATH TITLE			FORMAT
Hypertension in Pregnancy Learning Path - Provider			
Postpartum Hemorrhage Learning Path - Provider			
Shoulder Dystocia Learner Path			
COURSE TITLE	CREDIT	MOC APPROVED	FORMAT
Hypertension in Pregnancy Series			
HTN in Pregnancy #01: Maternal Mortality & HTN	CME 0.25		
HTN in Pregnancy #02: Recognition	CME 0.5		
HTN in Pregnancy #03: Risk Implications	CME 0.25		
HTN in Pregnancy #04: Readiness	CME 0.5		
HTN in Pregnancy #05: BP Procedure	CME 0.5		
HTN in Pregnancy #06: Risk Assessment	CME 0.5		
HTN in Pregnancy #07: Prevention	CME 0.25		
HTN in Pregnancy #08: Response-Case Study 1	CME 0.25		
HTN in Pregnancy #09: Hypertensive Crisis	CME 0.5		
HTN in Pregnancy #10: Response-Case Study 2	CME 0.5		
HTN in Pregnancy #11: Response-Case Study 3	CME 0.25		
HTN in Pregnancy #12: Magnesium Sulfate (MgSO4)	CME 0.25		
HTN in Pregnancy #13: Response-Case Study 4	CME 0.25		
HTN in Pregnancy #14: 4th Trimester	CME 0.25		
HTN in Pregnancy #15: Debriefing	CME 0.25		
HTN in Pregnancy #16: Quality Reporting	CME 0.25		
HTN in Pregnancy #17: Toolkit	CME 0.25		
T1: TJC Perinatal Safety Standards			
T2: HTN Recognition Diagnostic Guide			
T3: Risk Exposure Evaluation			
T4: Readiness Checklist			
T5: Policy/Procedure Sample			
T6: Blood Pressure Quick Tips			
T7: Risk Assessment/Prevention Color Guide			
T8: Crisis Management Algorithm & Checklist			
T9: HTN Quick Management Guide			
T10: Magnesium Sulfate Safety Checklist			

COURSE TITLE	CREDIT	MOC APPROVED	FORMAT
T11: Patient Discharge Planning Checklist			
T12: Debriefing Checklist-Provider & Patient			
T13: Patient Trauma Support Guide			
T14: Pregnancy/Postpartum Simulation Scenarios & Checklists			
T15: QI Measures and Metrics			
T16: QI Chart Review Checklist			
T17: HTN Pocket Guide			
Postpartum Hemorrhage			
PPH #01: Maternal Mortality & PPH	CME 0.25		
PPH #02: Physiology	CME 0.25		
PPH #03: Risk Implications	CME 0.25		
PPH #04: Case Study	CME 0.75		
PPH #05: Readiness	CME 0.25		
PPH #06: Risk Assessment	CME 0.25		
PPH #07: Diagnosis	CME 0.5		
PPH #08: Management-Part 1	CME 0.5		
PPH #09: Management-Part 2	CME 0.25		
PPH #10: Blood Therapy & MTP	CME 0.5		
PPH #11: Surgical Intervention	CME 0.25		
PPH #12: Debriefing	CME 0.25		
PPH #13: Quality & Safety	CME 0.5		
PPH #14: Toolkit	CME 0.25		
T1: TJC Perinatal Safety Standards			
T2: Risk Exposure Evaluation			
T3: Readiness Checklist			
T4: OB Hemorrhage Supply Cart			
T5: Policy/Procedure Sample			
T6: Risk Assessment Score Card			
T7: PPH Diagnostic 4T's Guide			
T8: PPH Timeline Record			
T9: PPH Management Algorithm & Checklist			
T10: Blood Therapy Dosing Guide			
T11: MTP-Massive Transfusion Protocol Sample			
T12: Debriefing Checklist-Provider & Patient			
T13: Patient Trauma Support Guide			

COURSE TITLE	CREDIT	MOC APPROVED	FORMAT
T14: PPH Discharge Planning Checklist			
T15: PPH Simulation Scenario A, B, C- Checklists			
T16: QI Measures and Metrics			
T17: PPH Pocket Guide			
Second Stage Labor Management			
Operative Vaginal Delivery and Birth Trauma: A Case Study	CME 1		
Second Stage Labor - Part 1: Risk Exposure Case Study	CME 0.5		
Second Stage Labor - Part 2: Management & Risk Mitigation	CME 0.5		
Shoulder Dystocia Part 1: Risk Implications	CME 0.5		
Shoulder Dystocia Part 2: Risk Assessment	CME 0.5		
Shoulder Dystocia Part 3: Prevention	CME 0.5		
Shoulder Dystocia Part 4: External Maneuvers	CME 0.5		
Shoulder Dystocia Part 5: Internal Maneuvers	CME 0.5		
Shoulder Dystocia Part 6: Safety	CME 0.5		
Uterine Dystocia & Augmentation of Labor: New Guidelines	CME 1		
Additional Perinatal Courses			
Intermittent Auscultation Safety	CME 0.75		
Labor Induction: New Guidelines	CME 1		
Maternal and Neonatal Levels of Care & Transfer Implications	CME 1		
Placental Abruption: A Team Approach Using the 4R's	CME 0.5		
Maternal, Fetal, Newborn Stabilization	CME 1.5		
Preterm Birth-Part 1: Predicting Risk	CME 0.5		
Preterm Birth-Part 2: Prevention	CME 0.5		
Preterm Birth-Part 3: Treatment Options	CME 0.5		

CME: Perinatal EFM Courses









































LEGEND:  Interactive  MOC  Multimedia
 Learner Path  Monograph  Video

LEARNING PATH TITLE			FORMAT
EFM Advanced Learner Path			
EFM Fundamentals in Practice Learning Path			
COURSE TITLE	CREDIT	MOC APPROVED	FORMAT
EFM Fundamentals in Practice (Novice; 15-30 min Modules)			
EFM Fundamentals in Practice #01: UC Data, Part 1	CME 0.5		
EFM Fundamentals in Practice #02: UC Data, Part 2	CME 0.5		
EFM Fundamentals in Practice #03: FHR Data, Part 1	CME 0.5		
EFM Fundamentals in Practice #04: FHR Data, Part 1	CME 0.25		
EFM Fundamentals in Practice #05: Maternal-Fetal Oxygenation	CME 0.25		
EFM Fundamentals in Practice #06: 3-Tier FHR Interpretation System	CME 0.25		
EFM Fundamentals in Practice #07: General Interventions	CME 0.25		
EFM Fundamentals in Practice #08: Interventions to Reduce Uterine Activity	CME 0.25		
EFM Fundamentals in Practice #09: Interventions to Promote Fetal Oxygenation	CME 0.25		
EFM Fundamentals in Practice #10: Interventions using Algorithms	CME 0.25		
EFM Fundamentals in Practice #11: Communication and Documentation	CME 0.25		
EFM Fundamentals in Practice #12: Risk Management & Patient Safety	CME 0.25		
EFM Fundamentals in Practice #13: Case Study 1 (Practice, no CE)	CME 0.5		
EFM Fundamentals in Practice #14: Case Study 2 (Practice, no CE)	CME 0.5		
EFM Fundamentals in Practice #15: Case Study 3 (Practice, no CE)	CME 0.25		
EFM Advanced (Experienced; 15-30 min Modules)			
EFM Advanced #01: Terms & Guidelines, Part 1	CME 0.5		
EFM Advanced #02: Terms & Guidelines, Part 2	CME 0.5		
EFM Advanced #03: Physiology & Pathophysiology, Part 1	CME 0.5		
EFM Advanced #04: Physiology & Pathophysiology, Part 2	CME 0.25		
EFM Advanced #05: Interventions & Management, Part 1	CME 0.25		
EFM Advanced #06: Interventions & Management, Part 2	CME 0.25		
EFM Advanced #07: Interventions & Management, Part 3	CME 0.25		
EFM Advanced #08: Interventions & Management, Part 4	CME 0.25		
EFM Case Study Series (Experienced; 15-60 min Modules)			
EFM Case Study #01: OP Malpresentation	CME 1		
EFM Case Study #02: EFM Triage, Part 1	CME 1		
EFM Case Study #02: EFM Triage, Part 2	CME 1		

COURSE TITLE	CREDIT	MOC APPROVED	FORMAT
EFM Case Study #03: Standard Terms & Guidelines	CME 1	✓	📄
EFM Case Study #04: Neonatal Encephalopathy	CME 1	✓	📄
EFM Case Study #05: pH Implications	CME 1	✓	📄
EFM Case Study #06: Oxygen Therapy Update	CME 1	✓	📄
EFM Case Study #07: Levels of Care & Transport	CME 1	✓	📄
EFM Case Study #08: Preterm Labor	CME 1.25	✓	📄
EFM Case Study #09: Verbal Communication, Part 1	CME 0.5	✓	👤
EFM Case Study #09: Verbal Communication, Part 2	CME 0.5	✓	👤
EFM Case Study #10: Category II FHR Management	CME 1		📄
EFM Case Study #10: Category II FHR Management (LP Version)	CME 1		📄
EFM Case Study #11: Decelerations- Does Depth-Duration-Frequency Matter?	CME 1.5	✓	📄
EFM Case Study #12: Chain-of-Authority	CME 1.25	✓	📄
EFM Case Study #13: Diagnostic Error	CME 1	✓	👤
EFM Case Study #14: Golden Hour, Part 1	CME 0.5	✓	👤
EFM Case Study #14: Golden Hour, Part 2	CME 0.5	✓	👤
EFM Case Study #15: Critical Event Notification	CME 1.25	✓	📄
EFM Case Study #16: Equipment Interpretation Failure	CME 1.25	✓	📄
EFM Case Study #17: Oxytocin – Myths & Truths	CME 1.25	✓	📄
EFM Case Study #18: Hypertensive Crisis & Stroke	CME 1.5	✓	📄
EFM Case Study #19: Substance and Opioid Use Disorders in Pregnancy	CME 2	✓	👤
EFM Case Study #20: Postpartum Opioid Use Disorder & Neonatal Abstinence Syndrome	CME 2	✓	👤
EFM Case Study #21: Failure to Monitor	CME 0.5	✓	👤
EFM Case Study #22: Intermittent Auscultation Risks	CME 0.5	✓	👤



CME: Regulatory Courses (Hospitals)

LEGEND:  Interactive  MOC  Multimedia
 Learner Path  Monograph  Video

COURSE TITLE	CREDIT	MOC APPROVED	FORMAT
Abuse and Neglect: Recognition and Response	CME 0.5		
Annual Compliance Training - Clinical	CME 1.5		
Annual Compliance Training - Non-Clinical	CME 0		
Cultural Competence	CME 0.75		
Emergency Preparedness in Healthcare Organizations	CME 0.25		
EMTALA: What Physicians Need to Know	CME 1		
Ergonomic Issues and OSHA	CME 0.5		
Fire Safety in Healthcare Organizations	CME 0.5		
Fraud Waste Abuse	CME 0.5		
Hand Hygiene	CME 0.75		
Hazard Communication in Healthcare	CME 0.5		
HIPAA For Healthcare Employees	CME 0.5		
HIPAA for Office Staff: Everyone's Responsibility (LA)	CME 0		
HIPAA for Office Staff: Everyone's Responsibility (NAT.)	CME 0		
Intimate Partner Violence/Domestic Violence: Strategies for Screening and Referral	CME 2		
Management of Bloodborne Pathogens	CME 0.5		
Patients' Rights in Hospitals	CME 0.5		
Radiologic Safety in Health Care	CME 0.75		
Restraints and Seclusion	CME 1		
Sexual Harassment: Response and Prevention	CME 0.5		
Standard and Transmission-Based Precautions	CME 1		
Suicide Prevention in Hospitals	CME 0.5		
Workplace Violence in Hospitals	CME 0.75		

CNE: All Courses

LEGEND:  Interactive  MOC  Multimedia
 Learner Path  Monograph  Video

LEARNING PATH TITLE		FORMAT
EFM Advanced Learner Path		
EFM Fundamentals in Practice		
EFM Maintenance Learner Path		
Hypertension in Pregnancy Learning Path - Nurse		
Postpartum Hemorrhage Learning Path - Nurse		
Shoulder Dystocia Learner Path		
COURSE TITLE	CREDIT	FORMAT
Abuse and Neglect: Recognition and Response	CNE 0.5	
After an Adverse Event: Healing the Healer	CNE 1	
Anesthesia Complicating Factors: Opioids, Obesity, and OSA	CNE 1	
Anesthesia Handoff Communications	CNE 1	
Annual Compliance Training - Clinical	CNE 1.5	
APRNs and the Collaborative Practice Agreement: What Physicians Need to Know	CNE 1	
Burnout in Health Care: Swimming in Turbulent Water	CNE 1	
C. Difficile Infection: An Update	CNE 1	
Cancer Care: What's Fixable Now	CNE 1	
Catheter-Associated Urinary Tract Infections (CAUTIs) in LTC	CNE 0.25	
CAUTI Prevention: Nurse Focus	CNE 1	
Central Line-Associated Bloodstream Infection (CLABSI) Prevention	CNE 0.5	
Clinical Alarm Management and Alarm Fatigue	CNE 1	
Colorectal Cancer Screening: Guidelines and Options	CNE 1	
Controlled Substances Series: Arkansas License Renewal	CNE 1.25	
Controlled Substances Series: Arkansas Licensed Within Last 2 Years	CNE 3	
Controlled Substances Series: Best Practices for Prescribing	CNE 1.25	
Controlled Substances Series: Drug Diversion Prevention	CNE 0.75	
Controlled Substances Series: Fundamentals of Addiction and Addiction Treatment	CNE 1.25	
Controlled Substances Series: Mississippi License Renewals	CNE 5	
Cultural Competence	CNE 0.75	
Cultural Competence in Long Term Care	CNE 0.75	
Deaf and Hard of Hearing Patients: Providers' Obligations	CNE 1	
Delirium and the Elderly Hospitalized Patient	CNE 1	
Dementia Part 1: Normal Aging vs. Dementia	CNE 0.5	

COURSE TITLE	CREDIT	FORMAT
Dementia Part 2: Frequency, Diagnosis, and Types	CNE 0.5	
Dementia Part 3: Introduction to Symptoms	CNE 0.5	
Dementia Part 4: Psychological and Behavioral Symptoms (1)	CNE 0.5	
Dementia Part 5: Psychological and Behavioral Symptoms (2)	CNE 0.5	
Dementia Part 6: Addressing Symptoms (1)	CNE 0.5	
Dementia Part 7: Addressing Symptoms (2)	CNE 0.5	
Dementia Part 8: Person-Centered Care (1)	CNE 0.5	
Dementia Part 9: Person-Centered Care (2)	CNE 0.5	
Devastating Events: Moving From Trauma to Tranquility (PSA)	CNE 1	
Differential Diagnosis Generators: Can They Reduce Diagnostic Error?	CNE 1	
Disclosure: Improving Patient Trust for Nurses	CNE 0.5	
Documentation: Strengthening the Patient Story, Part 1—Correct Records	CNE 0.5	
Documentation: Strengthening the Patient Story, Part 2—Clear Records	CNE 0.25	
Documentation: Strengthening the Patient Story, Part 3— Contemporaneous Records	CNE 0.25	
Documentation: Strengthening the Patient Story, Part 4— Civil Records	CNE 0.25	
Documentation: Strengthening the Patient Story, Part 5— Complete Records	CNE 0.5	
ED APPs and Physicians, Part 1: Demographics and Diagnosis	CNE 0.5	
ED APPs and Physicians, Part 2: Communication and Collaboration	CNE 0.5	
ED Collaborative Care: NPs and Physicians (LA)	CNE 0.5	
EFM Advanced #01: Terms and Guidelines Part 1	CNE 0.5	
EFM Advanced #02: Terms and Guidelines Part 2	CNE 0.5	
EFM Advanced #03: Physiology & Pathophysiology Part 1	CNE 0.5	
EFM Advanced #04: Physiology & Pathophysiology Part 2	CNE 0.25	
EFM Advanced #05: Interventions & Management Part 1	CNE 0.25	
EFM Advanced #06: Interventions & Management Part 2	CNE 0.25	
EFM Advanced #07: Interventions & Management Part 3	CNE 0.25	
EFM Advanced #08: Interventions & Management Part 4	CNE 0.25	
EFM Case Study #01: OP Malpresentation	CNE 1.5	
EFM Case Study #02: EFM Triage, Part 1	CNE 0.75	
EFM Case Study #02: EFM Triage, Part 2	CNE 0.75	
EFM Case Study #03: Standard Terms & Guidelines	CNE 1	
EFM Case Study #04: Neonatal Encephalopathy	CNE 1	
EFM Case Study #05: pH Implications	CNE 0.5	
EFM Case Study #06: Oxygen Therapy Update	CNE 0.5	
EFM Case Study #07: Levels of Care & Transport	CNE 1	

COURSE TITLE	CREDIT	FORMAT
EFM Case Study #08: Preterm Labor Part 1	CNE 0.5	
EFM Case Study #08: Preterm Labor Part 2	CNE 0.75	
EFM Case Study #09: Part 1 - Verbal Communication	CNE 0.5	
EFM Case Study #09: Part 2 - Verbal Communication	CNE 0.5	
EFM Case Study #10: FHR Category II, Part 1: The Science	CNE 0.5	
EFM Case Study #10: FHR Category II, Part 2: Critical Thinking	CNE 0.5	
EFM Case Study #10: FHR Category II, Part 3: Management	CNE 0.25	
EFM Case Study #11, FHR Decelerations: Part 1-Critical Thinking Drills	CNE 0.5	
EFM Case Study #11, FHR Decelerations: Part 2-Physiology & Science	CNE 0.5	
EFM Case Study #11, FHR Decelerations: Part 3-Severity Scales	CNE 0.5	
EFM Case Study #12: Chain-of-Authority, Part 1	CNE 0.75	
EFM Case Study #12: Chain-of-Authority, Part 2	CNE 0.5	
EFM Case Study #13: Diagnostic Error	CNE 1	
EFM Case Study #14: Golden Hour P1	CNE 0.5	
EFM Case Study #14: Golden Hour P2	CNE 0.5	
EFM Case Study #15: Critical Event Notification	CNE 1.25	
EFM Case Study #16: Equipment Interpretation Failure	CNE 1.25	
EFM Case Study #17: Oxytocin-Myths & Truths	CNE 1.25	
EFM Case Study #18: Hypertensive Crisis & Stroke	CNE 0.75	
EFM Case Study #19: Substance and Opioid Use Disorders in Pregnancy	CNE 2	
EFM Case Study #20: Postpartum Opioid Use Disorder and Neonatal Abstinence Syndrome	CNE 2	
EFM Case Study #21: Failure to Monitor	CNE 0.5	
EFM Case Study #22: Intermittent Auscultation Risks	CNE 0.5	
EFM Fundamentals in Practice-01: UC Data Part 1	CNE 0.5	
EFM Fundamentals in Practice-02: UC Data, Part 2	CNE 0.5	
EFM Fundamentals in Practice-03: FHR Data, Part 1	CNE 0.5	
EFM Fundamentals in Practice-04: FHR Data Part 2	CNE 0.25	
EFM Fundamentals in Practice-05: Maternal Fetal Oxygenation	CNE 0.25	
EFM Fundamentals in Practice-06: 3 Tier FHR Interpretation System	CNE 0.25	
EFM Fundamentals in Practice-07: General Interventions	CNE 0.25	
EFM Fundamentals in Practice-08: Interventions to Reduce Uterine Activity	CNE 0.25	
EFM Fundamentals in Practice-09: Interventions to Promote Fetal Oxygenation	CNE 0.25	
EFM Fundamentals in Practice-10: Interventions Using Algorithms	CNE 0.25	
EFM Fundamentals in Practice-11: Communication and Documentation	CNE 0.25	
EFM Fundamentals in Practice-12: Risk Management and Patient Safety	CNE 0.25	

COURSE TITLE	CREDIT	FORMAT
EFM Fundamentals in Practice-13: Case Study 1	CNE 0.5	
EFM Fundamentals in Practice-14: Case Study 2	CNE 0.5	
EFM Fundamentals in Practice-15: Case Study 3	CNE 0.25	
Electronic Health Record Safety: The Nurse's Role	CNE 1	
Emergency Preparedness in Healthcare Organizations	CNE 0.25	
EMTALA: What Nurses Need to Know	CNE 1	
End of Life, Part 1: Fostering Discussions and Facilitating Preferences	CNE 1	
End of Life, Part 2: Patient Perspective	CNE 0.5	
Ergonomic Issues and OSHA	CNE 0.5	
Ergonomic Issues and OSHA in Long Term Care	CNE 0.5	
Escalation of Care: A Quality Improvement Initiative (previous title:A Surgical Improvement Initiative)	CNE 1	
Falls Prevention for Nurses	CNE 1.25	
Falls Prevention in LTC	CNE 1	
Fire Safety in Healthcare Organizations	CNE 0.5	
Follow-up in Outpatient Care	CNE 1	
Fraud Waste Abuse	CNE 0.5	
Fraud, Waste, Abuse in Long Term Care	CNE 0.5	
Hacking Medical Devices: Modern Piracy	CNE 1	
Hand Hygiene	CNE 0.75	
Hand Hygiene in Long Term Care	CNE 0.75	
Handoffs from OR to ICU	CNE 0.5	
Hazard Communication in Healthcare	CNE 0.5	
Hazard Communication in Long Term Care	CNE 0.5	
HIPAA For Healthcare Employees	CNE 0.5	
Hypertension in Pregnancy #01: Maternal Mortality & HTN	CNE 0.25	
Hypertension in Pregnancy #02: Recognition	CNE 0.5	
Hypertension in Pregnancy #03: Risk Implications	CNE 0.25	
Hypertension in Pregnancy #04: Readiness	CNE 0.5	
Hypertension in Pregnancy #05: BP Procedure	CNE 0.5	
Hypertension in Pregnancy #06: Risk Assessment	CNE 0.5	
Hypertension in Pregnancy #07: Prevention	CNE 0.25	
Hypertension in Pregnancy #08: Response-Case Study 1	CNE 0.25	
Hypertension in Pregnancy #09: Hypertensive Crisis	CNE 0.5	
Hypertension in Pregnancy #10: Response-Case Study 2	CNE 0.5	
Hypertension in Pregnancy #11: Response-Case Study 3 Eclampsia	CNE 0.25	

COURSE TITLE	CREDIT	FORMAT
Hypertension in Pregnancy #12: Magnesium Sulfate (MgSO4)	CNE 0.25	
Hypertension in Pregnancy #13: Response-Case Study 4	CNE 0.25	
Hypertension in Pregnancy #14: 4th Trimester	CNE 0.25	
Hypertension in Pregnancy #15: Debriefing	CNE 0.25	
Hypertension in Pregnancy #16: Quality Reporting	CNE 0.25	
Hypertension in Pregnancy #17: Toolkit	CNE 0.25	
Incident Reporting, Part 1: The Basics	CNE 0.5	
Incident Reporting, Part 2: The Why and How	CNE 0.75	
Informed Consent for Nurses and Other Hospital and Medical Office Staff	CNE 0.5	
Intermittent Auscultation Safety	CNE 0.75	
Intimate Partner Violence/Domestic Violence: Strategies for Screening and Referral	CNE 2	
Ischemic Stroke Fundamentals	CNE 1	
Louisiana Act 76, Controlled Substances: Prescribing, Diversion Prevention and Addiction Treatment	CNE 3	
Malpractice Litigation: Managing the Stress (CNE)	CNE 0.75	
Malpractice Litigation: Preparing for Deposition (CNE)	CNE 0.5	
Management of Bloodborne Pathogens	CNE 0.5	
Maternal and Newborn Levels of Care & Transport Implications	CNE 0.75	
Maternal, Fetal, Newborn Stabilization - Update	CNE 1.5	
Medication Management in Long Term Care	CNE 0.5	
Metabolic Surgery for Obese Patients with Type 2 Diabetes	CNE 1	
Mobile Medical Communications and Medical Data Security	CNE 1	
Nurse Well-Being: The Burnout Dilemma	CNE 0.75	
Nursing Handoff Communications	CNE 1.25	
Operative Vaginal Delivery and Birth Trauma: A Case Study	CNE 1	
Opioid Mortality: What Prescribers Can Do	CNE 2	
Opioid Use Disorder: Differing Perspectives	CNE 1.5	
Optimizing Telehealth for the Medical Practice	CNE 1	
Ostomies in Long-Term Care	CNE 0.5	
Oxygen Therapy in LTC	CNE 0.5	
Patients' Rights in Hospitals	CNE 0.5	
Patients With Service Animals: Concerns and Risk Issues	CNE 1	
Pediatric Appendicitis: Reducing the Uncertainty	CNE 1	
Pediatric Asthma Part 1: Risks, Burden, Practice Gaps	CNE 0.75	
Pediatric Asthma Part 2: Diagnosis and Management	CNE 0.75	
Pediatric Asthma Part 3: Education for a Partnership in Care	CNE 0.75	

COURSE TITLE	CREDIT	FORMAT
Pediatric Risk and Claims	CNE 1	
Pediatric Vaccine Refusal	CNE 1	
Placental Abruption: A Team Approach Using the 4R's	CNE 0.5	
Polypharmacy in the Elderly: What Nurses Should Know About Managing Multiple Medications in the Older Adult	CNE 1	
Postpartum Hemorrhage #01: Maternal Mortality and PPH	CNE 0.25	
Postpartum Hemorrhage #02: Physiology	CNE 0.25	
Postpartum Hemorrhage #03: Risk Implications	CNE 0.25	
Postpartum Hemorrhage #04: Case Study	CNE 0.75	
Postpartum Hemorrhage #05: Readiness	CNE 0.25	
Postpartum Hemorrhage #06: Risk Assessment	CNE 0.25	
Postpartum Hemorrhage #07: Diagnosis	CNE 0.5	
Postpartum Hemorrhage #08: Management-Part 1	CNE 0.5	
Postpartum Hemorrhage #09: Management-Part 2	CNE 0.25	
Postpartum Hemorrhage #10: Blood Therapy & MTP	CNE 0.5	
Postpartum Hemorrhage #11: Surgical Intervention	CNE 0.25	
Postpartum Hemorrhage #12: Debriefing	CNE 0.25	
Postpartum Hemorrhage #13: Quality & Safety	CNE 0.5	
Postpartum Hemorrhage #14: Toolkit	CNE 0.25	
Prescribing Controlled Substances	CNE 2	
Preterm Birth-Part 1: Predicting Risk	CNE 0.5	
Preterm Birth-Part 2: Prevention	CNE 0.5	
Preterm Birth-Part 3: Treatment Options	CNE 0.5	
Proton Pump Inhibitor Use in Healthy Infants	CNE 1	
Psychiatry Risk and Claims	CNE 1	
Radiologic Safety in Health Care	CNE 0.75	
Recognizing Changes in Condition in LTC Residents	CNE 0.5	
Reducing HAIs: Instrument Point of Use Care	CNE 0.75	
Reducing Inpatient Medication Administration Errors	CNE 1	
Restraints and Seclusion	CNE 1	
Second Stage Labor - Part 1: Risk Exposure Case Study	CNE 0.5	
Second Stage Labor - Part 2: Management & Risk Mitigation	CNE 0.5	
Sepsis: Early Recognition and Treatment	CNE 0.75	
Sexual Harassment: Response and Prevention	CNE 0.5	
Sexual Harassment: Response and Prevention in Long Term Care	CNE 0.5	
Shoulder Dystocia Part 1: Risk Implications	CNE 0.5	

COURSE TITLE	CREDIT	FORMAT
Shoulder Dystocia Part 2: Risk Assessment	CNE 0.5	
Shoulder Dystocia Part 3: Prevention	CNE 0.5	
Shoulder Dystocia Part 4: External Maneuvers	CNE 0.5	
Shoulder Dystocia Part 5: Internal Maneuvers	CNE 0.5	
Shoulder Dystocia Part 6: Safety	CNE 0.5	
Skin and Pressure Injury: Assessment and Prevention Strategies	CNE 0.75	
Skin and Pressure Injury: Staging Pls	CNE 1	
Skin and Pressure Injury: Wound Assessment	CNE 0.5	
Social Media Management: How To Respond To Negativity Aimed at You	CNE 0.75	
Sports Concussion and Closed Head Injury: One Family's Diagnostic Journey	CNE 1	
Standard and Transmission-Based Precautions	CNE 1	
Suicide Prevention in Hospitals	CNE 0.5	
Surgical Safety Checklists: Detecting Barriers, Maximizing Benefits	CNE 1	
Surgical Site Infections: Building a Bundle for Prevention	CNE 0.75	
Uterine Dystocia & Augmentation of Labor: New Guidelines	CNE 1	
VIP Syndrome - A Moral Dilemma	CNE 0.5	
Workplace Violence in Ambulatory Care	CNE 1	
Workplace Violence in Hospitals	CNE 0.75	
Workplace Violence in Long Term Care	CNE 0.75	

CNE: Perinatal Courses

LEGEND:































LEARNING PATH TITLE		FORMAT
Hypertension in Pregnancy Learning Path - Nurse		○○○
Postpartum Hemorrhage Learning Path - Nurse		○○○
Shoulder Dystocia Learner Path		○○○
COURSE TITLE	CREDIT	FORMAT
Hypertension in Pregnancy Series		
HTN in Pregnancy #01: Maternal Mortality & HTN	CNE 0.25	
HTN in Pregnancy #02: Recognition	CNE 0.5	
HTN in Pregnancy #03: Risk Implications	CNE 0.25	
HTN in Pregnancy #04: Readiness	CNE 0.5	
HTN in Pregnancy #05: BP Procedure	CNE 0.5	
HTN in Pregnancy #06: Risk Assessment	CNE 0.5	
HTN in Pregnancy #07: Prevention	CNE 0.25	
HTN in Pregnancy #08: Response-Case Study 1	CNE 0.25	
HTN in Pregnancy #09: Hypertensive Crisis	CNE 0.5	
HTN in Pregnancy #10: Response-Case Study 2	CNE 0.5	
HTN in Pregnancy #11: Response-Case Study 3	CNE 0.25	
HTN in Pregnancy #12: Magnesium Sulfate (MgSO4)	CNE 0.25	
HTN in Pregnancy #13: Response-Case Study 4	CNE 0.25	
HTN in Pregnancy #14: 4th Trimester	CNE 0.25	
HTN in Pregnancy #15: Debriefing	CNE 0.25	
HTN in Pregnancy #16: Quality Reporting	CNE 0.25	
HTN in Pregnancy #17: Toolkit	CNE 0.25	
T1: TJC Perinatal Safety Standards		
T2: HTN Recognition Diagnostic Guide		
T3: Risk Exposure Evaluation		
T4: Readiness Checklist		
T5: Policy/Procedure Sample		
T6: Blood Pressure Quick Tips		
T7: Risk Assessment/Prevention Color Guide		
T8: Crisis Management Algorithm & Checklist		
T9: HTN Quick Management Guide		
T10: Magnesium Sulfate Safety Checklist		























COURSE TITLE	CREDIT	FORMAT
T11: Patient Discharge Planning Checklist		
T12: Debriefing Checklist-Provider & Patient		
T13: Patient Trauma Support Guide		
T14: Pregnancy/Postpartum Simulation Scenarios & Checklists		
T15: QI Measures and Metrics		
T16: QI Chart Review Checklist		
T17: HTN Pocket Guide		
Postpartum Hemorrhage		
PPH #01: Maternal Mortality & PPH	CNE 0.25	
PPH #02: Physiology	CNE 0.25	
PPH #03: Risk Implications	CNE 0.25	
PPH #04: Case Study	CNE 0.75	
PPH #05: Readiness	CNE 0.25	
PPH #06: Risk Assessment	CNE 0.25	
PPH #07: Diagnosis	CNE 0.5	
PPH #08: Management-Part 1	CNE 0.5	
PPH #09: Management-Part 2	CNE 0.25	
PPH #10: Blood Therapy & MTP	CNE 0.5	
PPH #11: Surgical Intervention	CNE 0.25	
PPH #12: Debriefing	CNE 0.25	
PPH #13: Quality & Safety	CNE 0.5	
PPH #14: Toolkit	CNE 0.25	
T1: TJC Perinatal Safety Standards		
T2: Risk Exposure Evaluation		
T3: Readiness Checklist		
T4: OB Hemorrhage Supply Cart		
T5: Policy/Procedure Sample		
T6: Risk Assessment Score Card		
T7: PPH Diagnostic 4T's Guide		
T8: PPH Timeline Record		
T9: PPH Management Algorithm & Checklist		
T10: Blood Therapy Dosing Guide		
T11: MTP-Massive Transfusion Protocol Sample		
T12: Debriefing Checklist-Provider & Patient		
T13: Patient Trauma Support Guide		

COURSE TITLE	CREDIT	FORMAT
T14: PPH Discharge Planning Checklist		
T15: PPH Simulation Scenario A, B, C- Checklists		
T16: QI Measures and Metrics		
T17: PPH Pocket Guide		
Second Stage Labor Management		
Operative Vaginal Delivery and Birth Trauma: A Case Study	CNE 1	
Second Stage Labor - Part 1: Risk Exposure Case Study	CNE 0.5	
Second Stage Labor - Part 2: Management & Risk Mitigation	CNE 0.5	
Shoulder Dystocia Part 1: Risk Implications	CNE 0.5	
Shoulder Dystocia Part 2: Risk Assessment	CNE 0.5	
Shoulder Dystocia Part 3: Prevention	CNE 0.5	
Shoulder Dystocia Part 4: External Maneuvers	CNE 0.5	
Shoulder Dystocia Part 5: Internal Maneuvers	CNE 0.5	
Shoulder Dystocia Part 6: Safety	CNE 0.5	
Uterine Dystocia & Augmentation of Labor: New Guidelines	CNE 1	
Additional Perinatal Courses		
Intermittent Auscultation Safety	CNE 0.75	
Labor Induction: New Guidelines	CNE 1	
Maternal and Neonatal Levels of Care & Transfer Implications	CNE 1	
Placental Abruption: A Team Approach Using the 4R's	CNE 0.5	
Maternal, Fetal, Newborn Stabilization	CNE 1.5	
Preterm Birth-Part 1: Predicting Risk	CNE 0.5	
Preterm Birth-Part 2: Prevention	CNE 0.5	
Preterm Birth-Part 3: Treatment Options	CNE 0.5	

CNE: Perinatal EFM Courses
























LEGEND:  Interactive  MOC  Multimedia
 Learner Path  Monograph  Video

LEARNING PATH TITLE		FORMAT
EFM Advanced Learner Path		
EFM Fundamentals in Practice		
COURSE TITLE	CREDIT	FORMAT
EFM Fundamentals in Practice (Novice; 15-30 min Modules)		
EFM Fundamentals in Practice #01: UC Data, Part 1	CNE 0.5	
EFM Fundamentals in Practice #02: UC Data, Part 2	CNE 0.5	
EFM Fundamentals in Practice #03: FHR Data, Part 1	CNE 0.5	
EFM Fundamentals in Practice #04: FHR Data, Part 1	CNE 0.25	
EFM Fundamentals in Practice #05: Maternal-Fetal Oxygenation	CNE 0.25	
EFM Fundamentals in Practice #06: 3-Tier FHR Interpretation System	CNE 0.25	
EFM Fundamentals in Practice #07: General Interventions	CNE 0.25	
EFM Fundamentals in Practice #08: Interventions to Reduce Uterine Activity	CNE 0.25	
EFM Fundamentals in Practice #09: Interventions to Promote Fetal Oxygenation	CNE 0.25	
EFM Fundamentals in Practice #10: Interventions using Algorithms	CNE 0.25	
EFM Fundamentals in Practice #11: Communication and Documentation	CNE 0.25	
EFM Fundamentals in Practice #12: Risk Management & Patient Safety	CNE 0.25	
EFM Fundamentals in Practice #13: Case Study 1 (Practice, no CE)	CNE 0.5	
EFM Fundamentals in Practice #14: Case Study 2 (Practice, no CE)	CNE 0.5	
EFM Fundamentals in Practice #15: Case Study 3 (Practice, no CE)	CNE 0.25	
EFM Advanced (Experienced; 15-30 min Modules)		
EFM Advanced #01: Terms & Guidelines, Part 1	CNE 0.5	
EFM Advanced #02: Terms & Guidelines, Part 2	CNE 0.5	
EFM Advanced #03: Physiology & Pathophysiology, Part 1	CNE 0.5	
EFM Advanced #04: Physiology & Pathophysiology, Part 2	CNE 0.25	
EFM Advanced #05: Interventions & Management, Part 1	CNE 0.25	
EFM Advanced #06: Interventions & Management, Part 2	CNE 0.25	
EFM Advanced #07: Interventions & Management, Part 3	CNE 0.25	
EFM Advanced #08: Interventions & Management, Part 4	CNE 0.25	
EFM Case Study Series (Experienced; 15-60 min Modules)		
EFM Case Study #01: OP Malpresentation	CNE 1	
EFM Case Study #02: EFM Triage, Part 1	CNE 1	
EFM Case Study #02: EFM Triage, Part 2	CNE 1	

COURSE TITLE	CREDIT	FORMAT
EFM Case Study #03: Standard Terms & Guidelines	CNE 1	
EFM Case Study #04: Neonatal Encephalopathy	CNE 1	
EFM Case Study #05: pH Implications	CNE 1	
EFM Case Study #06: Oxygen Therapy Update	CNE 1	
EFM Case Study #07: Levels of Care & Transport	CNE 1	
EFM Case Study #08: Preterm Labor	CNE 1.25	
EFM Case Study #09: Verbal Communication, Part 1	CNE 0.5	
EFM Case Study #09: Verbal Communication, Part 2	CNE 0.5	
EFM Case Study #10: Category II FHR Management	CNE 1	
EFM Case Study #11: Decelerations- Does Depth-Duration-Frequency Matter?	CNE 1.5	
EFM Case Study #12: Chain-of-Authority	CNE 1.25	
EFM Case Study #13: Diagnostic Error	CNE 1	
EFM Case Study #14: Golden Hour, Part 1	CNE 0.5	
EFM Case Study #14: Golden Hour, Part 2	CNE 0.5	
EFM Case Study #15: Critical Event Notification	CNE 1.25	
EFM Case Study #16: Equipment Interpretation Failure	CNE 1.25	
EFM Case Study #17: Oxytocin – Myths & Truths	CNE 1.25	
EFM Case Study #18: Hypertensive Crisis & Stroke	CNE 1.5	
EFM Case Study #19: Substance and Opioid Use Disorders in Pregnancy	CNE 2	
EFM Case Study #20: Postpartum Opioid Use Disorder & Neonatal Abstinence Syndrome	CNE 2	
EFM Case Study #21: Failure to Monitor	CNE 0.5	
EFM Case Study #22: Intermittent Auscultation Risks	CNE 0.5	

CNE: Regulatory Courses (Hospitals)

LEGEND:  Interactive  MOC  Multimedia
 Learner Path  Monograph  Video

COURSE TITLE	CREDIT	FORMAT
Abuse and Neglect: Recognition and Response	CNE 0.5	
Annual Compliance Training - Clinical	CNE 1.5	
Annual Compliance Training - Non-Clinical	CNE 0	
Cultural Competence	CNE 0.75	
Emergency Preparedness in Healthcare Organizations	CNE 0.25	
EMTALA: What Nurses Need to Know	CNE 1	
Ergonomic Issues and OSHA	CNE 0.5	
Fire Safety in Healthcare Organizations	CNE 0.5	
Fraud Waste Abuse	CNE 0.5	
Hand Hygiene	CNE 0.75	
Hazard Communication in Healthcare	CNE 0.5	
HIPAA For Healthcare Employees	CNE 0.5	
HIPAA for Office Staff: Everyone's Responsibility (LA)	CNE 0	
HIPAA for Office Staff: Everyone's Responsibility (NAT.)	CNE 0	
Intimate Partner Violence/Domestic Violence: Strategies for Screening and Referral	CNE 2	
Management of Bloodborne Pathogens	CNE 0.5	
Patients' Rights in Hospitals	CNE 0.5	
Radiologic Safety in Health Care	CNE 0.75	
Restraints and Seclusion	CNE 1	
Sexual Harassment: Response and Prevention	CNE 0.5	
Standard and Transmission-Based Precautions	CNE 1	
Suicide Prevention in Hospitals	CNE 0.5	
Workplace Violence in Hospitals	CNE 0.75	



Join our transformative learning network by contacting a Medical Interactive representative at info@medicalinteractive.com or follow us on Linked In today.

One Galleria Blvd., Suite 700 | Metairie, LA 70001
844.923.9899 | sales@medicalinteractive.com
medicalinteractive.com